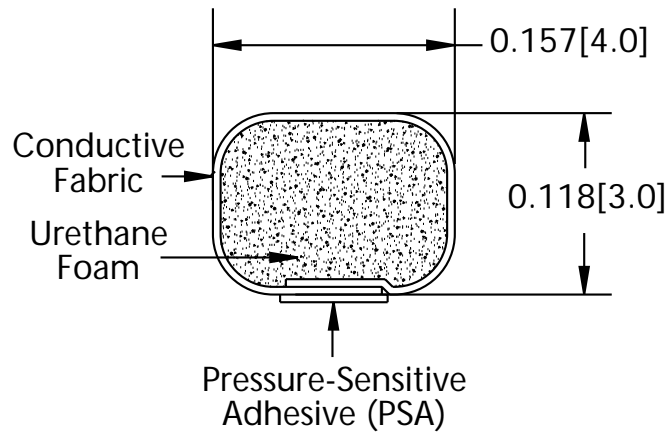


Profile E01

PSA Width: 0.070 [1.8]

inches [mm]

Rectangle



E01

Dimensions for reference only

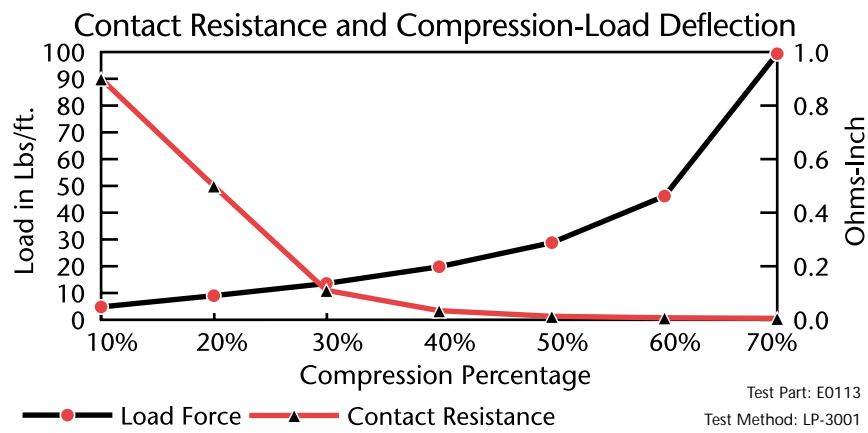
ACTUAL SIZE



THINK SCHLEGEL®
FOR SHIELDING.

Recommended Minimum Compression: 30% Recommended Maximum Compression: 70%

Contact resistance between a shielding gasket and the mating surface is related to applied load and percent compression of the gasket. This table is intended to assist in defining the optimum design range for an application. Determined by commonly accepted test procedures under controlled conditions, these values may differ from actual performance under specific operating conditions. Contact a Schlegel EMI representative for design assistance and additional information.



See tab 2 (Gasket Overview) for icon definitions

UL is a registered trademark of Underwriters Laboratories, Inc.

The preceding information is believed accurate by Schlegel EMI. In no event, however, shall Schlegel EMI have any liability whatsoever for inaccuracies or omissions contained therein. In all cases, details and values should be verified by the customer. These products are covered by various U.S. and foreign patents.

EMI Shielding Products



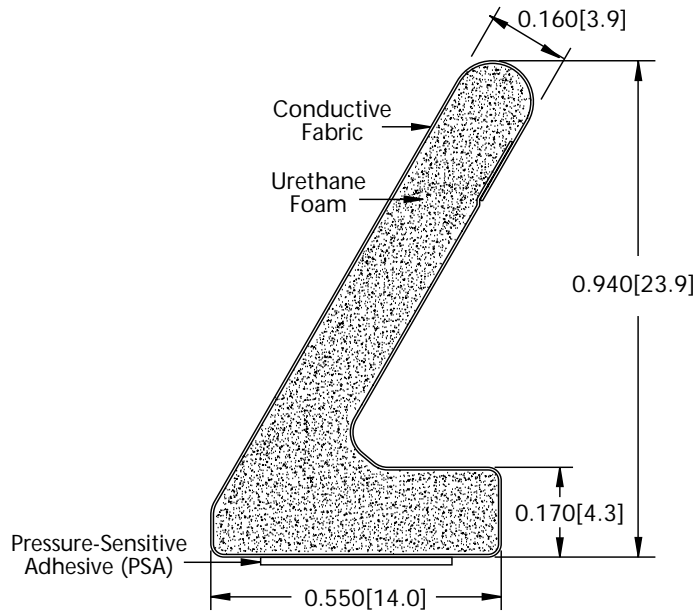
www.schlegel.com

©2004 Schlegel Systems, Inc.

Profile E02

PSA Width: 0.250 [6.4] inches [mm]

C-Fold



Dimensions for reference only

ACTUAL SIZE

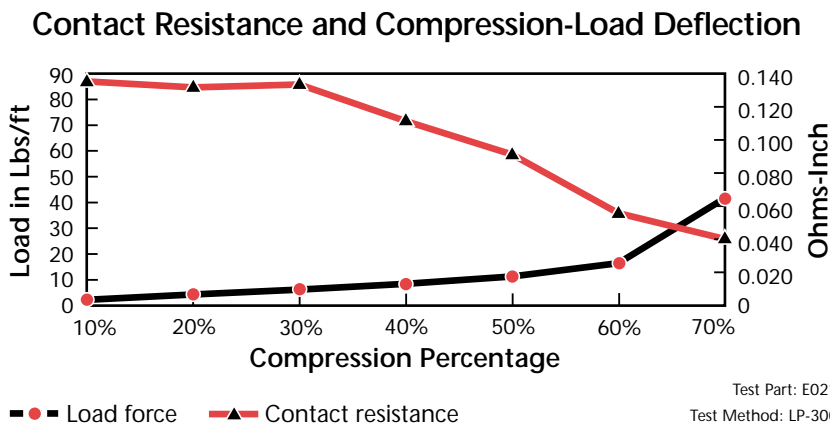
E02

THINK SCHLEGEL® FOR SHIELDING.



Recommended Minimum Compression: 40% Recommended Maximum Compression: 70%

Contact resistance between a shielding gasket and the mating surface is related to applied load and percent compression of the gasket. This table is intended to assist in defining the optimum design range for an application. Determined by commonly accepted test procedures under controlled conditions, these values may differ from actual performance under specific operating conditions. Contact a Schlegel EMI representative for design assistance and additional information.



EMI Shielding Products



www.schlegel.com

See tab 2 (Gasket Overview) for icon definitions.

UL is a registered trademark of Underwriters Laboratories, Inc.

The preceding information is believed accurate by Schlegel EMI. In no event, however, shall Schlegel EMI have any liability whatsoever for inaccuracies or omissions contained therein. In all cases, details and values should be verified by the customer. These products are covered by various U.S. and foreign patents.

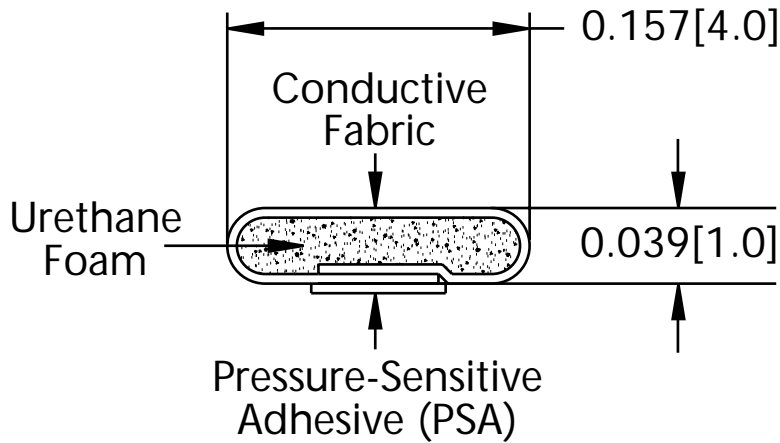
©2004 Schlegel Systems, Inc.

Profile E03

PSA Width: 0.070 [1.8]

inches [mm]

Rectangle



E03

Dimensions for reference only

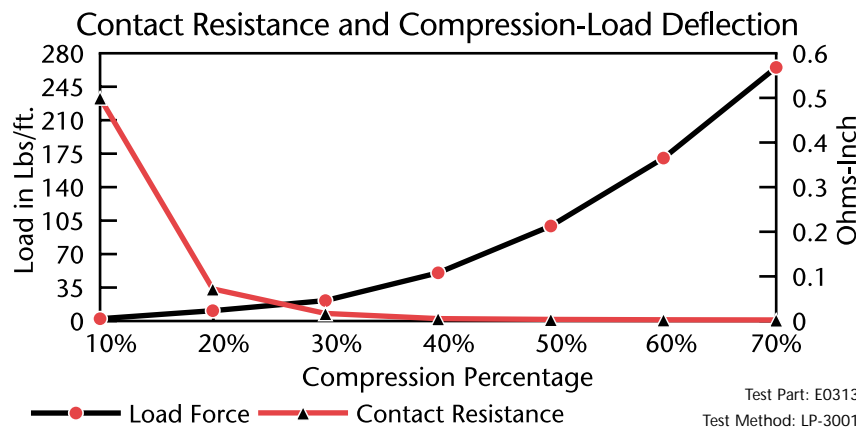
ACTUAL SIZE

THINK SCHLEGEL®
FOR SHIELDING.

Recommended Minimum Compression: 20% Recommended Maximum Compression: 70%



Contact resistance between a shielding gasket and the mating surface is related to applied load and percent compression of the gasket. This table is intended to assist in defining the optimum design range for an application. Determined by commonly accepted test procedures under controlled conditions, these values may differ from actual performance under specific operating conditions. Contact a Schlegel EMI representative for design assistance and additional information.



UL is a registered trademark of Underwriters Laboratories, Inc.

See tab 2 (Gasket Overview) for icon definitions

The preceding information is believed accurate by Schlegel EMI. In no event, however, shall Schlegel EMI have any liability whatsoever for inaccuracies or omissions contained therein. In all cases, details and values should be verified by the customer. These products are covered by various U.S. and foreign patents.

EMI Shielding Products



www.schlegel.com

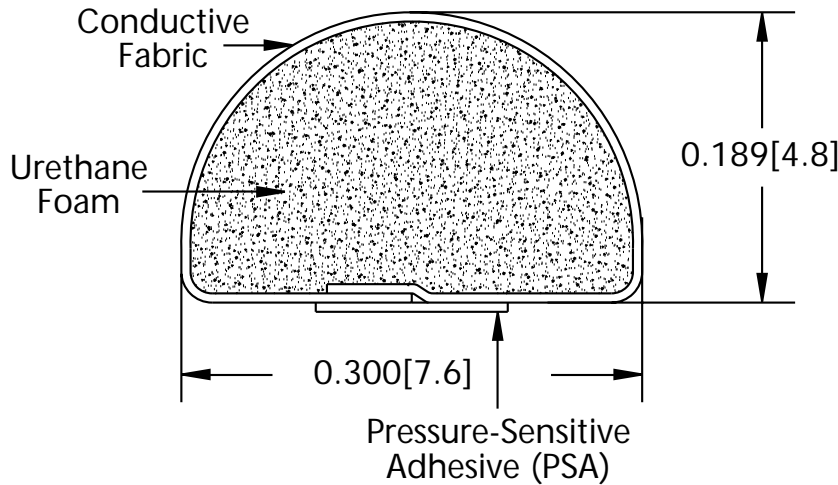
©2004 Schlegel Systems, Inc.

Profile E04

PSA Width: 0.125 [3.2]

inches [mm]

D-Shape



E04

Dimensions for reference only

ACTUAL SIZE

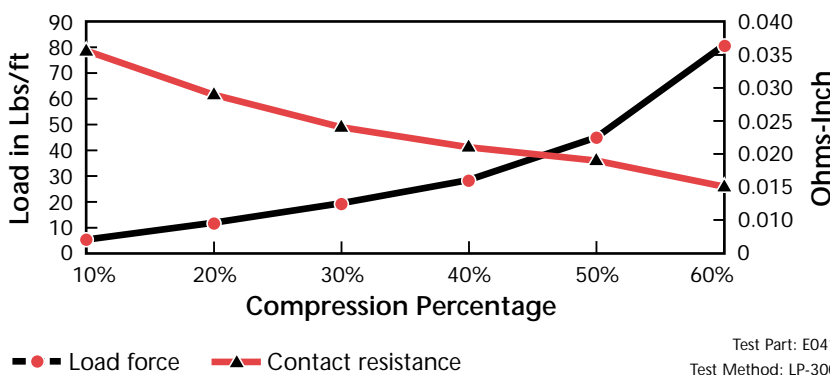
THINK SCHLEGEL®
FOR SHIELDING.



Recommended Minimum Compression: 10% Recommended Maximum Compression: 60%

Contact resistance between a shielding gasket and the mating surface is related to applied load and percent compression of the gasket. This table is intended to assist in defining the optimum design range for an application. Determined by commonly accepted test procedures under controlled conditions, these values may differ from actual performance under specific operating conditions. Contact a Schlegel EMI representative for design assistance and additional information.

Contact Resistance and Compression-Load Deflection



EMI Shielding
Products



See tab 2 (Gasket Overview for icon definitions

UL is a registered trademark of Underwriters Laboratories, Inc.

The preceding information is believed accurate by Schlegel EMI. In no event, however, shall Schlegel EMI have any liability whatsoever for inaccuracies or omissions contained therein. In all cases, details and values should be verified by the customer. These products are covered by various U.S. and foreign patents.

www.schlegel.com

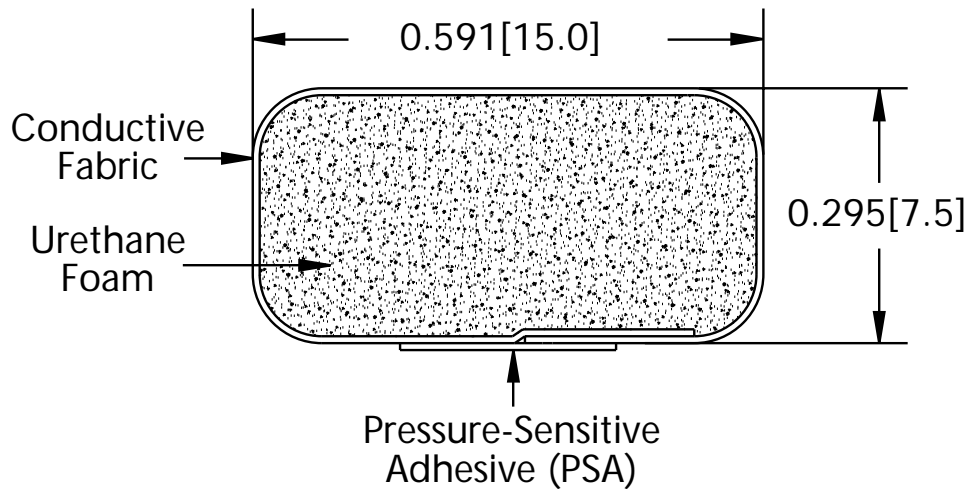
©2004 Schlegel Systems, Inc.

Profile E05

PSA Width: 0.250 [6.4]

inches [mm]

Rectangle



E05

Dimensions for reference only

ACTUAL SIZE

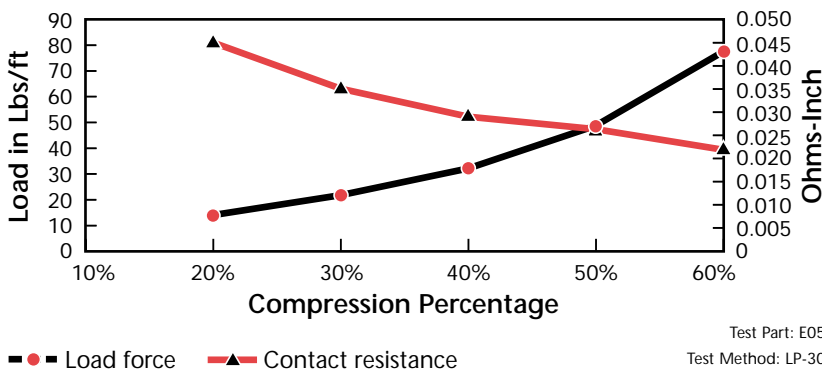


THINK SCHLEGEL®
FOR SHIELDING.

Recommended Minimum Compression: 20% Recommended Maximum Compression: 60%

Contact resistance between a shielding gasket and the mating surface is related to applied load and percent compression of the gasket. This table is intended to assist in defining the optimum design range for an application. Determined by commonly accepted test procedures under controlled conditions, these values may differ from actual performance under specific operating conditions. Contact a Schlegel EMI representative for design assistance and additional information.

Contact Resistance and Compression-Load Deflection



See tab 2 (Gasket Overview) for icon definitions

UL is a registered trademark of Underwriters Laboratories, Inc.

The preceding information is believed accurate by Schlegel EMI. In no event, however, shall Schlegel EMI have any liability whatsoever for inaccuracies or omissions contained therein. In all cases, details and values should be verified by the customer. These products are covered by various U.S. and foreign patents.

EMI Shielding Products



www.schlegel.com

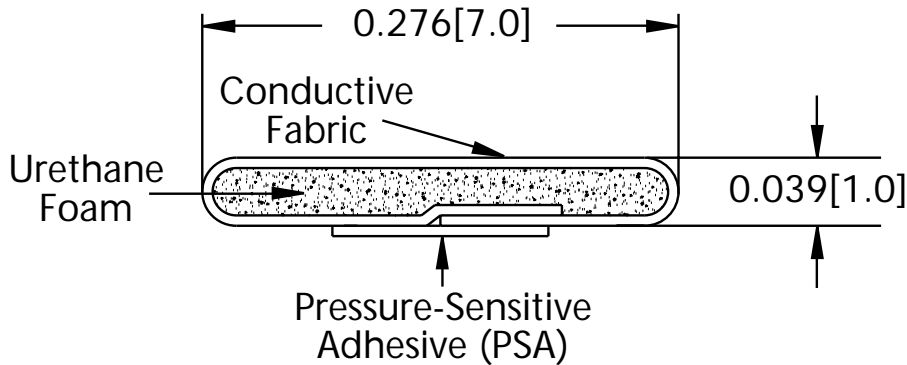
©2004 Schlegel Systems, Inc.

Profile E06

PSA Width: 0.125 [3.2]

inches [mm]

Rectangle



E06

Dimensions for reference only

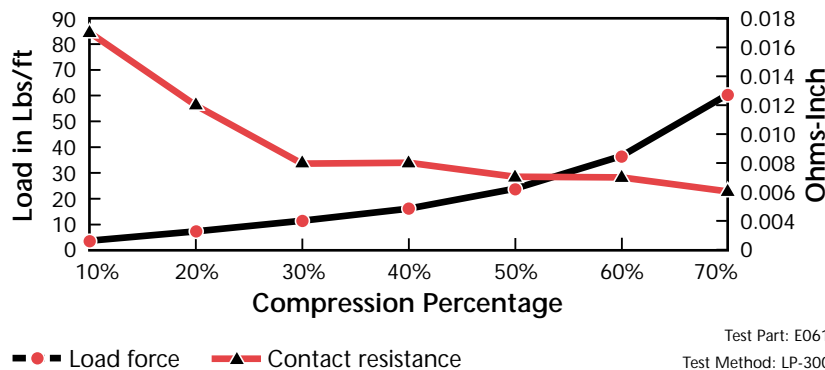
ACTUAL SIZE

THINK SCHLEGEL®
FOR SHIELDING.

Recommended Minimum Compression: 10% Recommended Maximum Compression: 70%

Contact resistance between a shielding gasket and the mating surface is related to applied load and percent compression of the gasket. This table is intended to assist in defining the optimum design range for an application. Determined by commonly accepted test procedures under controlled conditions, these values may differ from actual performance under specific operating conditions. Contact a Schlegel EMI representative for design assistance and additional information.

Contact Resistance and Compression-Load Deflection



See tab2 (Gasket Overview) for icon definitions

UL is a registered trademark of Underwriters Laboratories, Inc.

The preceding information is believed accurate by Schlegel EMI. In no event, however, shall Schlegel EMI have any liability whatsoever for inaccuracies or omissions contained therein. In all cases, details and values should be verified by the customer. These products are covered by various U.S. and foreign patents.

EMI Shielding Products



www.schlegel.com

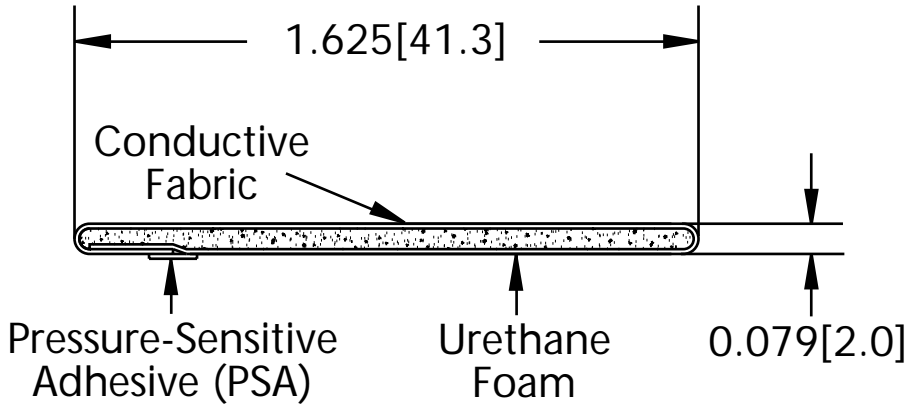
©2004 Schlegel Systems, Inc.

Profile E07

PSA Width: 0.125 [3.2]

inches [mm]

Rectangle



E07

Dimensions for reference only

ACTUAL SIZE

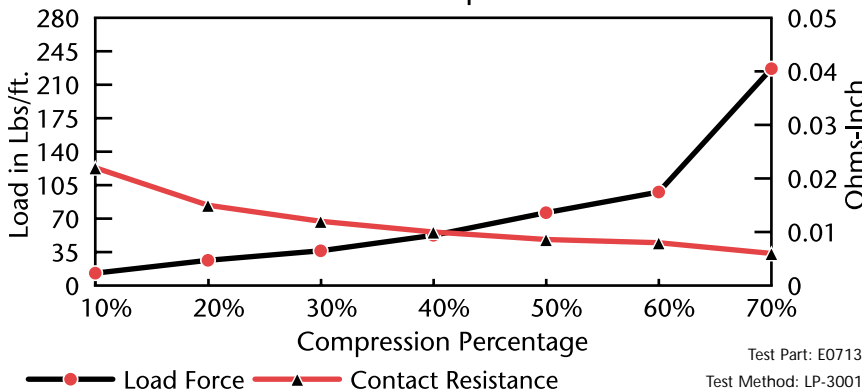
THINK SCHLEGEL®
FOR SHIELDING.

Recommended Minimum Compression: 10% Recommended Maximum Compression: 70%



Contact resistance between a shielding gasket and the mating surface is related to applied load and percent compression of the gasket. This table is intended to assist in defining the optimum design range for an application. Determined by commonly accepted test procedures under controlled conditions, these values may differ from actual performance under specific operating conditions. Contact a Schlegel EMI representative for design assistance and additional information.

Contact Resistance and Compression-Load Deflection



See tab 2 (Gasket Overview) for icon definitions

UL is a registered trademark of Underwriters Laboratories, Inc.

The preceding information is believed accurate by Schlegel EMI. In no event, however, shall Schlegel EMI have any liability whatsoever for inaccuracies or omissions contained therein. In all cases, details and values should be verified by the customer. These products are covered by various U.S. and foreign patents.

EMI Shielding Products



www.schlegel.com

©2004 Schlegel Systems, Inc.

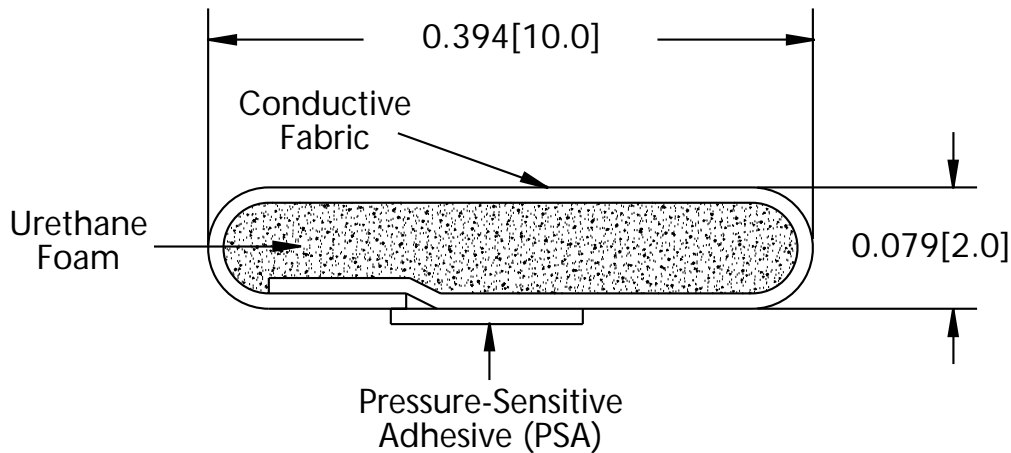
Profile E08

PSA Width: 0.125 [3.2]

inches [mm]

Rectangle

E08



Dimensions for reference only

ACTUAL SIZE

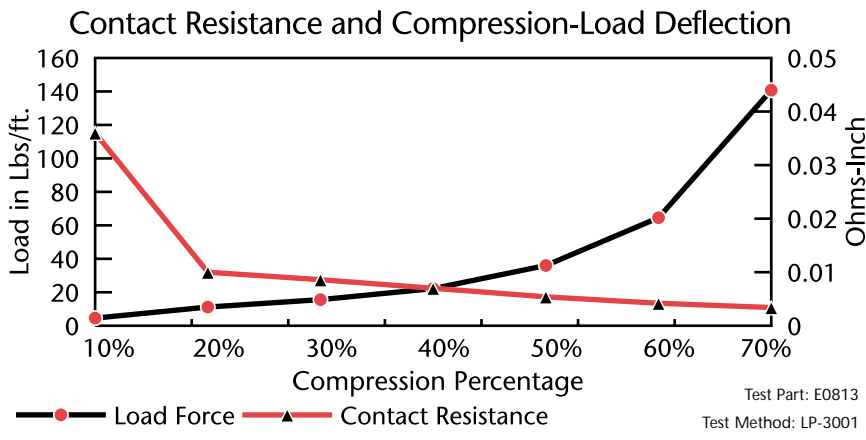


THINK SCHLEGEL®
FOR SHIELDING.

Recommended Minimum Compression: 10% Recommended Maximum Compression: 70%



Contact resistance between a shielding gasket and the mating surface is related to applied load and percent compression of the gasket. This table is intended to assist in defining the optimum design range for an application. Determined by commonly accepted test procedures under controlled conditions, these values may differ from actual performance under specific operating conditions. Contact a Schlegel EMI representative for design assistance and additional information.



UL is a registered trademark of Underwriters Laboratories, Inc.

See tab 2 (Gasket Overview) for icon definitions

The preceding information is believed accurate by Schlegel EMI. In no event, however, shall Schlegel EMI have any liability whatsoever for inaccuracies or omissions contained therein. In all cases, details and values should be verified by the customer. These products are covered by various U.S. and foreign patents.

EMI Shielding Products



www.schlegel.com

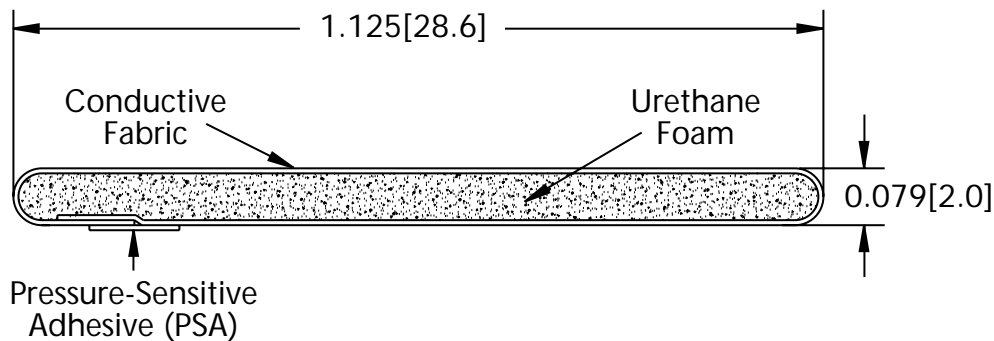
©2004 Schlegel Systems, Inc.

Profile E09

PSA Width: 0.125 [3.2]

inches [mm]

Rectangle



E09

Dimensions for reference only

ACTUAL SIZE

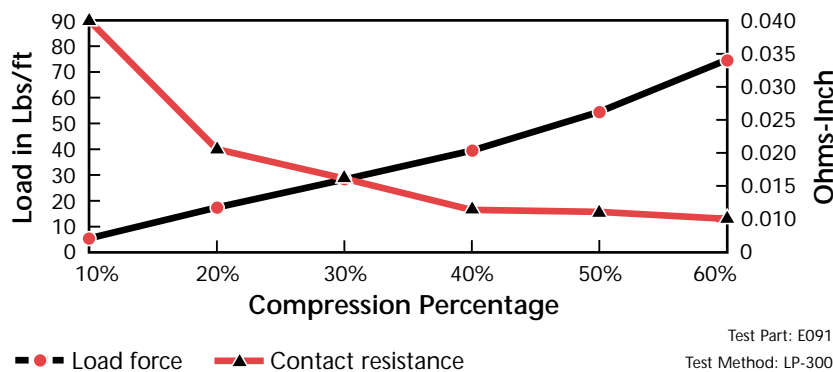
THINK SCHLEGEL®
FOR SHIELDING.

Recommended Minimum Compression: 10% Recommended Maximum Compression: 60%



Contact resistance between a shielding gasket and the mating surface is related to applied load and percent compression of the gasket. This table is intended to assist in defining the optimum design range for an application. Determined by commonly accepted test procedures under controlled conditions, these values may differ from actual performance under specific operating conditions. Contact a Schlegel EMI representative for design assistance and additional information.

Contact Resistance and Compression-Load Deflection



EMI Shielding Products



www.schlegel.com

See tab 2 (Gasket Overview) for icon definitions

UL is a registered trademark of Underwriters Laboratories, Inc.

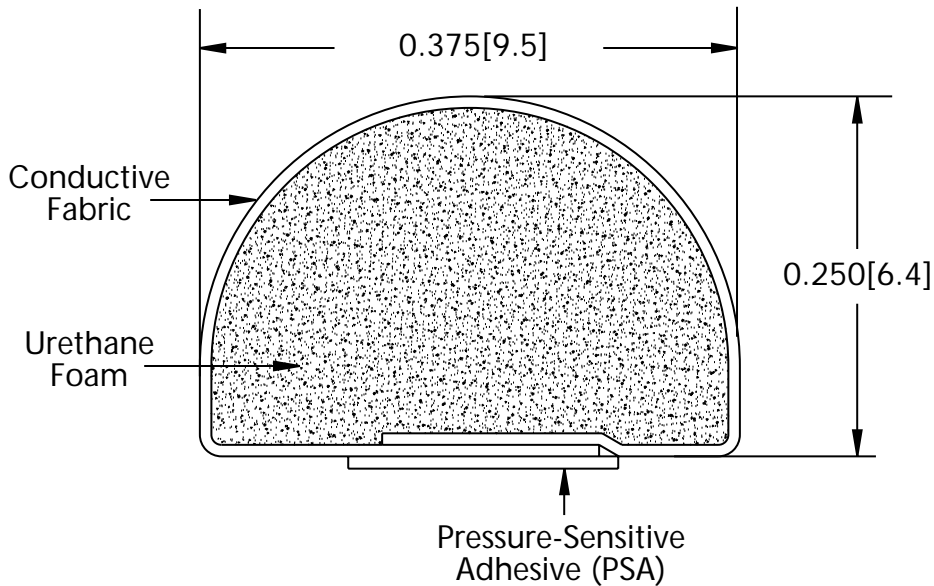
The preceding information is believed accurate by Schlegel EMI. In no event, however, shall Schlegel EMI have any liability whatsoever for inaccuracies or omissions contained therein. In all cases, details and values should be verified by the customer. These products are covered by various U.S. and foreign patents.

Profile E10

PSA Width: 0.188 [4.8]

inches [mm]

D-Shape



E10

Dimensions for reference only

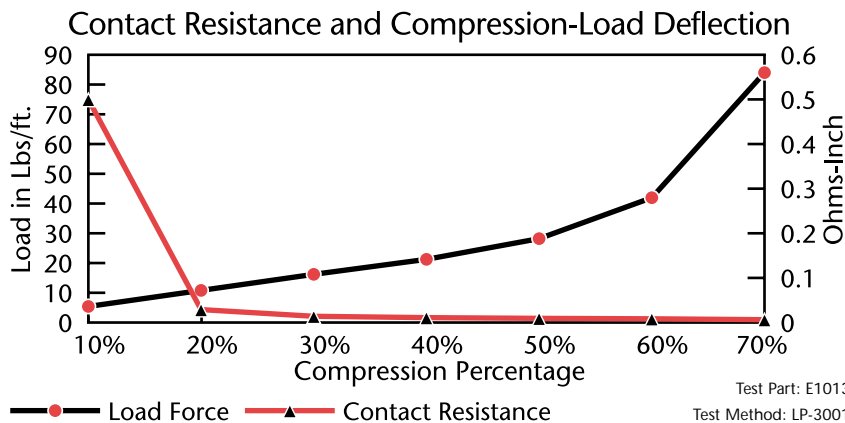
ACTUAL SIZE

THINK SCHLEGEL®
FOR SHIELDING.



Recommended Minimum Compression: 20% Recommended Maximum Compression: 70%

Contact resistance between a shielding gasket and the mating surface is related to applied load and percent compression of the gasket. This table is intended to assist in defining the optimum design range for an application. Determined by commonly accepted test procedures under controlled conditions, these values may differ from actual performance under specific operating conditions. Contact a Schlegel EMI representative for design assistance and additional information.



EMI Shielding Products



See tab 2 (Gasket Overview) for icon definitions

UL is a registered trademark of Underwriters Laboratories, Inc.

The preceding information is believed accurate by Schlegel EMI. In no event, however, shall Schlegel EMI have any liability whatsoever for inaccuracies or omissions contained therein. In all cases, details and values should be verified by the customer. These products are covered by various U.S. and foreign patents.

www.schlegel.com

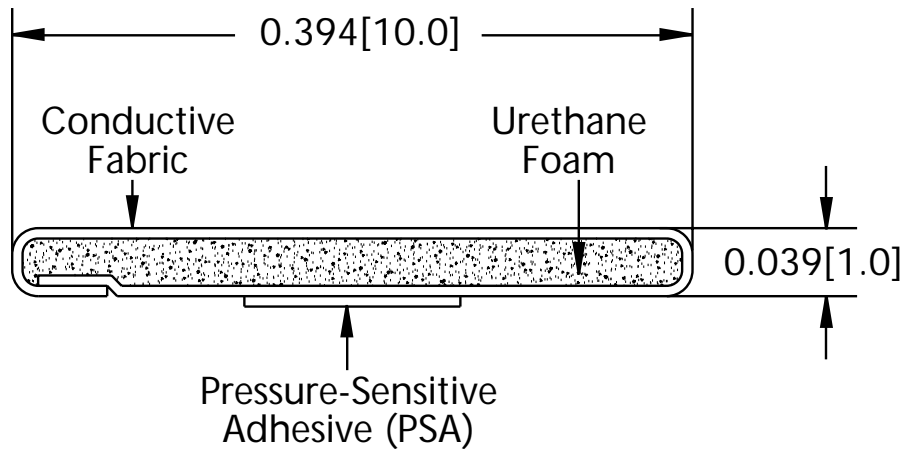
©2004 Schlegel Systems, Inc.

Profile E11

PSA Width: 0.125 [3.2]

inches [mm]

Rectangle



E11

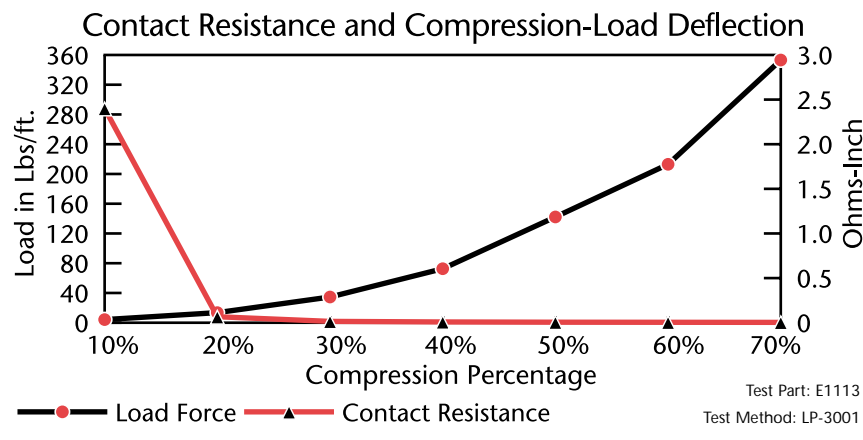
Dimensions for reference only

ACTUAL SIZE

THINK SCHLEGEL®
FOR SHIELDING.

Recommended Minimum Compression: 20% Recommended Maximum Compression: 70%

Contact resistance between a shielding gasket and the mating surface is related to applied load and percent compression of the gasket. This table is intended to assist in defining the optimum design range for an application. Determined by commonly accepted test procedures under controlled conditions, these values may differ from actual performance under specific operating conditions. Contact a Schlegel EMI representative for design assistance and additional information.



See tab 2(Gasket Overview) for icon definitions

UL is a registered trademark of Underwriters Laboratories, Inc.

The preceding information is believed accurate by Schlegel EMI. In no event, however, shall Schlegel EMI have any liability whatsoever for inaccuracies or omissions contained therein. In all cases, details and values should be verified by the customer. These products are covered by various U.S. and foreign patents.

EMI Shielding Products



www.schlegel.com

©2004 Schlegel Systems, Inc.